
SCHOOL TALK

— @ Doncaster Gardens —

WHY SCHOOL TALK?

From a parent point of view

- Know where my child is at
- Know what they need to work on next
- Know my child's strengths
- Be able to receive real time feedback
- Be able to see evidence of learning / how the evidence is collected
- Understand the connection between 'real time' learning and overall achievement

Coming in 2021 - See my child's daily calendar and tasks

WHY SCHOOL TALK?

From a student point of view

- Understand my own goals
- Know why I am doing what I'm doing and the impact it will have on my learning
- Understand how to get from one point to another
- Upload my own evidence
- Be challenged to provide work at the 'next level'
- See the evidence that the teacher is assessing

Coming in 2021 - See my daily calendar and tasks

Parent Invite



schooltalk.noreply@sct.nz

to Schooltalk.support ▾

Dear Jason Colman,

NZ Curriculum has invited you to join SchoolTalk as an admin.

To start using SchoolTalk, please login by clicking the link below.

[Login to SchoolTalk](#)

For further information, you can learn more about SchoolTalk through our website and [intro to SchoolTalk video](#)

By using [the SchoolTalk application](#) you agree that you are bound by our [Terms of Use](#), [Code of Conduct](#) and [Privacy Policy](#).

Kind regards,

The SchoolTalk Team.

- You will receive a parent invite for each child at the school. This will come via the email address that you have provided to the school.
 - When accepting the invite, please use the email address you have provided for yourself (not your child's Google email)
-

Student invite

Students will also receive their own invite via their school Google email address

.....@schools.vic.edu.au

Only students in Year 3-6 will need to accept this invite as they will use the program at school.

The teachers at school are also able to assist students in accepting the invite. This not something that families need to do (although may do if desired)

Main dashboard

The student dashboard (main screen) and the parent dashboard will look very similar.

There are three main columns

1. Left column shows the different items
2. Middle column - today's calendar
3. Evidence uploaded (by whom, the date) and the progressions

The top left will have the name of the child and the red and blue 'st' in the top left is to return back to the main dashboard (go home)

Evidence & achievement

Learning Log

The main dashboard features a blue header with the school logo and name. On the left is a navigation menu with options like 'Calendar', 'Progressions', and 'Reports'. The central area shows a calendar for 'Wed 17 Feb' with a grid from 9am to 2pm. On the right, a list of learning log entries is displayed, each with a status indicator (e.g., 'WORKING TOWARDS', '100% ACHIEVED', '100% BACKFILLED'). A blue arrow points from the 'WORKING TOWARDS' entry to the right-hand column.

This column provides a detailed view of the learning log entries. Each entry includes the title 'PHONICS AND WORD KNOWLEDGE', the year level (e.g., 'YR 1 SEM 2'), the progression text (e.g., '191 - I can spell my lime words and use them in my writing'), the teacher's name 'CAROLYN ELLIOT', and the status indicator. The status indicators are 'WORKING TOWARDS' (yellow), '100% ACHIEVED' (green), and '100% BACKFILLED' (green). Blue arrows point from the corresponding entries in the main dashboard to this column.

The right hand column of the main dashboard shows:

1. Green achieved and to what level (may be backfilled or to a percentage level where part of the progression has been observed or only one piece of evidence has been collected and more is needed to confirm)
2. Yellow - Working towards (next progression working on)
3. The teacher who has marked off the progression
4. The date and time it was marked off
5. The area of the progression
6. The progression itself
7. The expected level for this progression
8. Any possible evidence (this may be visually, video, seen in class, written)

Progressions

Learning Log

Test Seven SchoolTalk

Hide menu

- Calendar
- Progressions
- Reports
- Select day
- Next day
- Previous day
- My Calendar

Test Seven SchoolTalk Progressions

Area: Doncaster Gardens PS Graduate Profile

STARTING SCHOOL | ENDYRF | ENDYR1 | ENDYR2 | ENDYR3

Subject	Starting School	F Sem 1	F Sem 2	Yr 1 Sem 1	Yr 1 Sem 2	Yr 2 Sem 1	Yr 2 Sem 2	Yr 3 Sem 1	Yr 3 Sem 2
Literacy	13 days ago	13 days ago	13 days ago	13 days ago	13 days ago	13 days ago	13 days ago	13 days ago	13 days ago
Numeracy	13 days ago	13 days ago	13 days ago	13 days ago	13 days ago	13 days ago	13 days ago	13 days ago	13 days ago
Humanities									

Area: Doncaster Gardens PS Graduate Profile > Literacy > Writing

STARTING SCHOOL | ENDYRF | ENDYR1

Text structure and organisation

Starting School	F Sem 1	F Sem 2	Yr 1 Sem 1	Yr 1 Sem 2
13 days ago	13 days ago	13 days ago	13 days ago	13 days ago

Handwriting

Starting School	F Sem 1	F Sem 2	Yr 1 Sem 1	Yr 1 Sem 2
13 days ago	13 days ago	13 days ago	13 days ago	

Expressing and developing ideas

Starting School	F Sem 1	F Sem 2	Yr 1 Sem 1	Yr 1 Sem 2

Phonics and word knowledge

Starting School	F Sem 1	F Sem 2	Yr 1 Sem 1	Yr 1 Sem 2
13 days ago	13 days ago	13 days ago	13 days ago	13 days ago

Creating literature

Starting School	F Sem 1	F Sem 2	Yr 1 Sem 1	Yr 1 Sem 2
13 days ago	13 days ago	13 days ago	13 days ago	

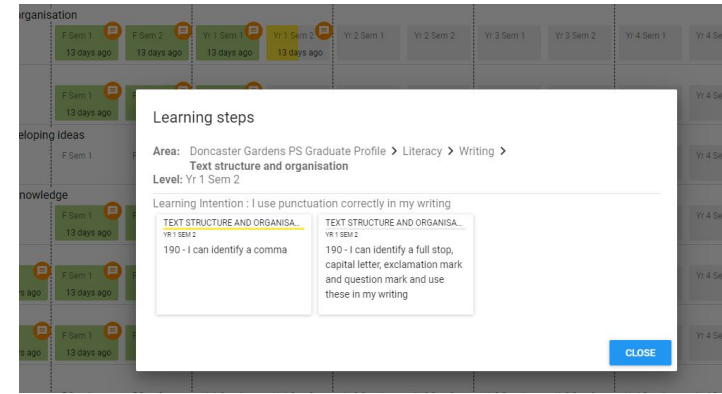
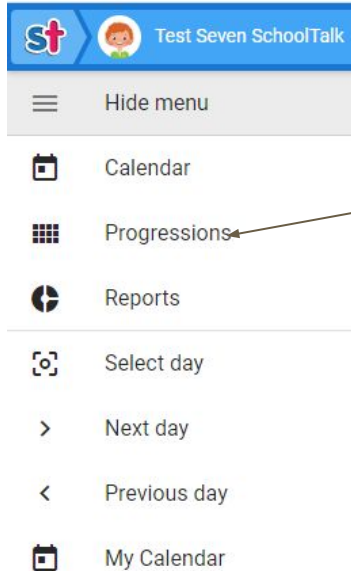
Creating texts

Starting School	F Sem 1	F Sem 2	Yr 1 Sem 1	Yr 1 Sem 2
13 days ago	13 days ago	13 days ago	13 days ago	

Texts in context

Progressions are key milestones or outcomes that need to be achieved as set out in the Victorian Curriculum. Click onto progressions to see the subjects, then click on the subjects to see the components of the subject. From here you can see what your child is strong in and what they need to work on. The green indicates achieved; the yellow working towards.

Success criteria



Click on the areas to get the actual progressions to be achieved or those that have been achieved.

To be marked off as fully achieved for most progressions the student needs to :-

- **Show they can complete the skill in multiple formats**
- **Be able to know, show and apply the skill**

These specific progressions are what makes up the success criteria in each lesson

The calendar

Calendar

Test Seven SchoolTalk

- Hide menu
- Calendar**
- Progressions
- Reports
- Select day
- Next day
- Previous day
- My Calendar

	Mon 15 Feb	Tue 16 Feb	Wed 17 Feb	Thu 18 Feb	Fri 19 Feb
m			6D - DRAMA 2021 6D ME		
m	LOTE (Advance) 6C and 6D 6D 6C LL	Year 6 Maths Extension Year 6 Maths Extension 2021 (Macneil) KM			
m	6D Music 2021 6D MK				
m	L.O.T.E. 6D CI, MO	Year 6 Maths Extension Year 6 Maths Extension 2021 (Macneil) KM			Reader's Notebook 6D DG, CI, MO

By clicking on the calendar, the weekly calendar for your child will open up. The colour coding reflects different subjects. Initially these will be for Specialist areas ie. PE, Art and will then expand to all areas as the year progresses.

The green shows these are already achieved

GOALS

- LANGUAGE FOR INTERACT...
YR 7 SEM 1
368 - I can make specific references to the text to defend my points of view to others
- STRATEGIES**
YR 6 SEM 1
347 - I use comprehension to interpret and analyse the main idea behind the words
- CRITICAL AND CREATIVE T...
YR 6 SEM 1
I read text and use questioning to sort ideas and engage in further investigation of items of importance

Coming in 2021

	Mon 15 Feb	Tue 16 Feb	Wed 17 Feb	Thu 18 Feb	Fri 19 Feb
m			6D - DRAMA 2021 6D ME		
m	LOTE (Advance) 6C and 6D 6D 6C LL	Year 6 Maths Extension Year 6 Maths Extension 2021 (Macneil) KM			
m	6D Music 2021 6D MK				
m	L.O.T.E. 6D CI, MO	Year 6 Maths Extension Year 6 Maths Extension 2021 (Macneil) KM			Reader's Notebook 6D DG, CI, MO

In 2021, by clicking on one of the calendar entries

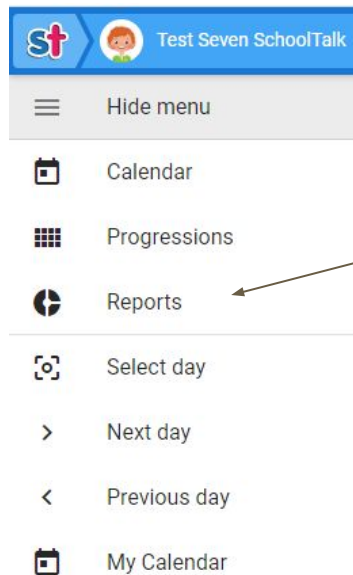
- The actual lesson will open up showing
 - Success criteria
 - Task

The success criteria will be as is, have green on the goal or yellow on the goal

- Green achieved
- Yellow next progressions working on
- No colour - still to be worked on

Reports

To view reports



- Clicking on the reports link will take you to the stored reports in School Talk. These can be found by clicking the down arrow.

