

2023 Annual Report to the School Community

School Name: Doncaster Gardens Primary School (5454)



- all teachers at the school meet the registration requirements of the [Victorian Institute of Teaching \(VIT\)](#)
- the school meets prescribed Minimum Standards for registration as regulated by the Victorian Regulation and Qualifications Authority (VRQA) in accordance with the [Education and Training Reform Act 2006 \(Vic\)](#) (this includes any exemption granted to this school by the VRQA, for the most recent calendar year, in relation to minimum student enrolment numbers and/or the curriculum framework requirement to deliver a languages program)
- the school meets the requirements of the Child Safe Standards as prescribed in [Ministerial Order 1359 – Implementing the Child Safe Standards – Managing the risk of child abuse in schools \(PDF\)](#).

Attested on 19 March 2024 at 08:10 PM by Susan McSweeney (Principal)

- This 2023 Annual Report to the School Community has been tabled and endorsed at a meeting of the school council and will be publicly shared with the school community

Attested on 19 March 2024 at 10:08 PM by Brendon Dimasi (School Council President)

How to read the Annual Report

What does the *'About Our School'* commentary section of this report refer to?

The 'About our school' commentary provides a brief background on the school and an overview of the school's performance over the previous calendar year.

The 'School Context' describes the school's vision, values, and purpose. Details include the school's geographic location, size and structure, social characteristics, enrolment characteristics, and special programs.

The 'Progress towards strategic goals, student outcomes, and student engagement' section allows schools to reflect on highlights related to implementation of and progress towards the School Strategic Plan and Annual Implementation Plan, and efforts to improve student learning, wellbeing, and engagement.

What does the *'Performance Summary'* section of this report refer to?

The Performance Summary includes the following:

School Profile

- student enrolment information
- the school's 'Student Family Occupation and Education' category
- a summary of parent responses in the Parent Opinion Survey, shown against the statewide average for Primary schools
- school staff responses in the area of School Climate in the School Staff Survey, shown against the statewide average for Primary schools

Learning

- English and Mathematics for Teacher Judgements against the curriculum
- English and Mathematics for National Literacy and Numeracy tests (NAPLAN).

Wellbeing

Student responses to two areas in the Student Attitudes to School Survey:

- Sense of Connectedness
- Management of Bullying

Engagement

- Student attendance at school

Results are displayed for the latest year and the average of the last four years (where available).

Key terms used in the Performance Summary are defined below:

Similar Schools

Similar Schools are a group of Victorian government schools with similar characteristics to the school.

This grouping of schools has been created by comparing each school's socio-economic background of students, the number of non-English speaking students and the school's size and location.

NDP and NDA

'NDP' refers to no data being published for privacy reasons or where there are insufficient underlying data. For example, very low numbers of participants or characteristics that may lead to identification will result in an 'NDP' label.

'NDA' refers to no data being available. Some schools have no data for particular measures due to low enrolments. There may be no students enrolled in some year levels, so school comparisons are not possible.

Note that new schools only have the latest year of data and no comparative data from previous years. The department also recognises unique circumstances in Specialist, Select Entry, English Language, Community Schools and schools that changed school type recently, where school-to-school comparisons are not appropriate.

The Victorian Curriculum

The Victorian Curriculum F–10 sets out what every student should learn during his or her first eleven years of schooling. The curriculum is the common set of knowledge and skills required by students for life-long learning, social development and active and informed citizenship.

The Victorian Curriculum is assessed through teacher judgements of student achievement based on classroom learning.

The curriculum has been developed to ensure that school subjects and their achievement standards enable continuous learning for all students, including students with disabilities.

The 'Towards Foundation Level Victorian Curriculum' is integrated directly into the curriculum and is referred to as 'Levels A to D'.

'Levels A to D' may be used for students with disabilities or students who may have additional learning needs. These levels are not associated with any set age or year level that links chronological age to cognitive progress (i.e., there is no age expected standard of achievement for 'Levels A to D').

Updates to the 'Performance Summary' in the 2023 Annual Report

Reporting on the following measures has been updated in the 2023 Annual Report to align with changes to departmental and public reporting products.

NAPLAN

In 2023 NAPLAN was updated to report against proficiency standards. For further information on the changes to NAPLAN reporting in 2023, please refer to the National Assessment Program ['Results and Reports'](#) page.

In line with these changes, the NAPLAN section of the Performance Summary includes data on both 2022 and 2023 NAPLAN results. Please note that results from 2022 and 2023 are not comparable.

The 2023 NAPLAN section reports on the percentage of students in the Strong or Exceeding proficiency levels. The 2022 NAPLAN section reports on the percentage of students in the top three bands.

The previously reported NAPLAN 4-year average will not be available until 2026, when there will be 4 years' worth of NAPLAN data available under the new methodology. Similarly, 2023 NAPLAN Learning Gain data will not be available until 2024 as the measure requires a comparable two-year prior result as a point of comparison.

Parent/Caregiver/Guardian Opinion Survey, School Staff Survey and the Attitudes to School Survey

The calculation of the percentage endorsement for all survey measures has been revised to no longer include skipped responses. This applies to all survey measures reported in the Performance Summary. The change to the calculation reduces the negative impact of skipped responses on school results, particularly where there were a small number of respondents to the survey.

Additionally, the Parent Satisfaction measure has been revised to use the percentage endorsement of the 'General School Satisfaction' factor of the Parent/Caregiver/Guardian Opinion Survey only. Previously, this measure reflected an average of multiple factors in the survey. The change to reporting a single factor is consistent with how Parent Satisfaction is reported to schools and in other public reports.

About Our School

School context

VISION

At Doncaster Gardens Primary School, we create respectful and resilient problem solvers who think critically, strive for excellence and make a positive impact on the lives of others.

VALUES

Doncaster Gardens Primary School has established shared values and a common language that sets out expectations for each individual's involvement in the school.

Our values are:

- Compassion - displaying empathy for others and a desire to assist
- Curiosity - a desire to know and learn new things
- Creativity - the ability to use the imagination to develop new and original ideas or things
- Courage - the ability to face danger, difficulty, uncertainty or pain without being overcome by fear or being deflected from a chosen course of action.

Doncaster Gardens Primary School is a school in the Eastern suburbs of Melbourne, approximately 20 kilometres from the CBD. In 2023 the school had 48.7 equivalent full time staff, 3 Principal Class, 3 Leading Teachers, 2 Learning Specialists and 13 Education Support Staff. The School Family Occupation (SFO) 'Low' band represents a low level of socio-educational disadvantage. More than 93% of students in school have a Language Background Other Than English (LBOTE) in a school population of 762 students. In 2023 the 34 classes across the school were comprised of teams of teachers who worked together to provide the 'best lesson' to all students within the level. All classes were organised in traditional year level groupings with classes involving the same cohort positioned close to one another on the school site for ease of access to peers both in an educational and social space. Our staffing profile reflects the cultural diversity of our families and students.

We pride ourselves on being a school that meets the needs of all students. We have a strong focus on academic excellence; placing the child at the centre of all we do, whilst providing opportunities for success through a broad range of curriculum and extra curricula activities. The school offers a range of specialist programs including Visual Arts, Physical Education, LOTE (Mandarin), Music, ITC and Performing Arts. These programs are taught by teachers with expertise in their targeted field and across all levels. Our school accepts International students and provides both Language Support and Maths Extension opportunities across levels. In 2023, this support was complemented by Tutor program 'Boost'. Individual students, which were identified from their data as experiencing low growth in 2022, were included in these small group, targeted teaching sessions (up to three per week) to boost the student's skills and knowledge.

Doncaster Gardens Primary School proudly develops strong learning relationships with students, teachers and parents in our welcoming, multicultural community. We have an open, approachable atmosphere where everyone feels valued and welcome. We take pride in our students for their resilience, and their responsible and independent attitude to learning. Students with a disability are carefully planned for and supported to reach their full potential. The English as an Additional Language (EAL) program supports students with language and induction needs, including new arrivals to Australia. The school works closely with a range of community partners to cater for our families and students in new and innovative ways.

The school has developed a structured approach to curriculum planning that ensures comprehensive documentation and common understanding of the whole-school curriculum by teachers and parents. Student data is analysed regularly by teachers in their curriculum planning. This includes a suite of year level assessments including NAPLAN and an analysis of school performance data including student, staff and parent surveys.

Progress towards strategic goals, student outcomes and student engagement

Learning

At Doncaster Gardens Primary School we pride ourselves on having high expectations for learning. Our motto 'Being The Best We Can Be' is embedded in our school culture and students are well supported to extend themselves in all aspects of their schooling. We are extremely proud of our students' academic achievement. Our results on both external and internal assessments has placed the school as one of the top government primary schools in the state. In 2023 the school implemented strategies to increase the proportion of students achieving high learning growth and staff work with a focus on extending high performing students as well as support those who are experiencing challenges. Students are supported through various highly able program activities and students who are achieving below expected level have an Education Improvement Plan.

In NAPLAN Numeracy, 89.1% of Year 3 students were in the Strong or Exceeding range which was to increase to 96.3% for Year 5 students.

In NAPLAN Reading, 86.9% of Year 3 students were in the Strong or Exceeding range which was to increase to 95.6% for Year 5 students.

On all measures, the school recorded results significantly higher than similar schools.

99.6% of students were at or above age expected standard in English and 99.9% were at or above age expected standard in Mathematics in Foundation to Year 6.

This is significantly above both similar schools and state results reflecting the strong focus that the school places on educational achievement.

All Program for Disability Students showed progress as satisfactory or above in achieving their individual goals.

In addition, students at Doncaster Gardens performed extremely well on measures such as the ICAS tests, Australian Maths Competition and in the Maths Olympiad. The school also had a number of students receive major and minor awards in the Science Talent Quest.

Teachers are using data to pinpoint student needs and there is an increased awareness and inclusion of EAL indicators within planning and also within success criteria.

Students are assessed on their next steps in learning and teachers use the continuous reporting platform School Talk to create a Gap Analysis to identify where to target learning. Data meetings are held weekly within teams and this drives planning. A focus for 2023 was to develop the capacity of middle level leaders to drive the teaching and learning with six staff members participating in Professional Learning Communities training to support teacher collaboration and reflection and further strengthen teaching practice.

Professional learning throughout the year provided opportunities to upskill all staff and to strengthen and improve consistent highly skilled teaching and learning experiences. Teachers were able to target their own learning in areas and peer observations and walkthroughs enabled staff to provide feedback and reflect on best practice.

The Tutor initiative continued in 2023 with over 150 students receiving a 'Boost' to achieve their next steps in learning. The students were taken as a small group and tutored by the classroom teacher.

Wellbeing

Doncaster Gardens Primary is a school that caters well for student welfare and well-being. Our whole school approach, Education Support Staff and the committed teachers facilitate this work. Throughout 2023, we continued to have strong ties to our local community and support services and have made use of these resources. Our DET Student Support Services including Psychologist and Speech Pathologist regularly connect with the school to provide support for students and families as well as assistance for teaching staff and the community. This includes the formal assessments of students and helping to develop individual programs to support students with special needs.

Our dedicated EAL staff provides assessment and support for newly arrived English as Additional Language students. Our Program for Students with Disabilities is a credit to the school and our capable, caring Education Support Officers provide significant support to students and their families.

Practical guidance and resources are used to support staff and students to respond to and prevent bullying and promote cyber safety and well-being. Staff work with parents to understand their child's needs and, where necessary, adapt the learning environment accordingly. As a community, we respond appropriately when inclusive, safe or orderly behaviour is not demonstrated and implement appropriate interventions and sanctions when required.

As part of our commitment to students' social and emotional learning the school implemented the Respectful Relationships Program and the Resilience Project. The Resilient Youth Survey Toolkit and the Attitude to School Survey data was utilized by staff to unpack areas of concern and highlight students deemed 'at risk' of social or academic challenges. A focus was on making sure we look after our students' mental health and enable every student to get active and creative. Our Wellbeing ES Coordinator provided support and mentoring for students from a variety of levels of students experiencing vulnerability during the year. This one-to-one wellbeing support positively impacted children identified with emotional and social developmental needs. Small cohorts of students were supported by 'social skills' groups led by our Learning Specialist.

The Student Attitude to School Survey conducted in 2023 showed our students identified a strong sense of connectedness to school. The results of 92% positive endorsement of sense of contentedness is significantly higher than similar schools and the state average. This data indicates that students feel supported, whilst their teachers held high expectations for their students. The results of 89.5% positive endorsement of management of bullying is also above similar schools and the state average, and reflects our strategies to manage this area.

Engagement

At the beginning of each year Doncaster Gardens Primary School staff set up programs that enable students and teachers to get to know each other and build positive relationships. Every level revisits expectations to ensure there is a common understanding of school rules and what responsibilities the students and families have to help build a culture of caring and support for each other. All behavioural instances are followed up, where practical, and we have a zero tolerance towards bullying and harassment.

The DGPS Student Engagement and Wellbeing Policy is reviewed and updated each year and this document outlines expected behaviours for students, staff and parents of our school. This document includes information on cyber safety.

Doncaster Gardens Primary School provides a range of extracurricular activities, which are available for children to choose. The Senior and Junior School Council and Student Leadership opportunities give the students the prospect to develop their leadership skills while working with the school and wider community. These programs enable the students to develop their voice and foster confidence and problem-solving abilities. The school also operated a number of extra curricula activities onsite including before and after school (some fee paying).

The wellbeing coordinator and staff facilitated social groups to assist with increased engagement. The school provides a number of Lunchtime activities for students including the Art room was open for students to work 4 days per week, Chess classes, Dance classes, and lunchtime sport activities. The student trained 'Peer mediators' are available during every break time to support students socially.

Doncaster Garden's absence rate was lower in comparison to similar schools and the state in 2023 with the average days absent being 17.7. The percentage of students with 20 or more days absence was lower than similar schools and the state.

The student management system, Compass, allows for automatic attendance alerts and any welfare concerns to be tracked and centrally managed. Direct contact with families is made to address non-attendance and the importance of attendance is regularly addressed in forums to parents such as the newsletter, parent reports and parent-teacher interviews.

Other highlights from the school year

There were a number of other highlights from the school year. These included incursions, excursions and school concerts and performances at every class level. Our student leadership groups including our JSC and SSC, all led and participated in various events and raised much awareness in our school and the wider community of important initiatives they were working on and supporting. This included community service and visits to local nursing homes. We continued to celebrate our fantastic student achievements at year level assemblies which included presentations from guest speakers and groups underlying community engagement.

The annual Year 6 Community Market night, Year 5/6 interschool sport, Year 5/6 Bike Education program, ANZAC Day commemorative service, Year 4/5/6 community leader Day, House Athletic Sports, Art show, World Expo, Clean Up Australia Day and the variety of whole school events such as Book Week Celebrations, Harmony Day cultural awareness and commemorating RUOK Day all contributed to the students following their interest and taking a lead role in sharing their knowledge.

Doncaster Gardens Primary School offers an extensive VHAP (Very Highly Able Program) which includes Mathematics and English extension classes, orchestra, choir and excursions for selected students to visit the National Gallery of Victoria and the Arts Centre. Our Parent Opinion Survey indicates that overall satisfaction in our community is very high.

Financial performance

The Student Resource Package (SRP) was the main source of funding, with the cash budget being supplemented by revenue from the hire of the school facilities, and contracts for OHSC and the canteen. The school continued to have strong support from the parent community for curriculum contributions, which has allowed the school to provide a variety of materials and digital resources, as well as a diverse range of resources in specialist areas, to enhance the delivery of the curriculum.

In addition, other contributions received in 2023 of \$19,925 contributed towards the parent portal, buildings and grounds maintenance, student wellbeing, first aid, library books and resources, as well as generous contributions to the School Assistance Fund.

The main expenditure outlay was for staffing costs through both the credit and cash components of the SRP.

Relief teaching costs included cover for staff sick leave, long service leave and partner leave, as well as to cover staff attending professional learning, school activities and school programs/initiatives. The school was reimbursed from the Department of Education for CRT costs relating to short term long service leave and partner leave.

Numerous extra curricular student events and activities took place during the year. Event charges to families were based on 90% attendance rates. All events with a student charge are reconciled and presented to School Council.

Department of Education funding for swimming and water safety was used to offer swimming lessons for Foundation to 4 students, and a Life Saving Victoria program for Year 6 students at no cost to parents.

The school was able to undertake capital expenditure projects to maintain and enhance the school buildings and grounds. Capital works included two outdoor table tennis tables, construction of a vegetable garden, installation of a Boom Gate in the school car park, replacement of the rock wall with a retaining wall outside the library area creating additional play space, synthetic turf near the Art Room and under the new Shade Sail, and fencing along the Sandhurst Avenue boundary of the school.

The shade sail (outside the library), funded by the Shade Sail grant, was installed early in the year. Other capital expenditure related to the installation of a new CCTV system, a new sound system in the Senior Learning Unit, replacement of a major network switch and replacement of the school telephone server, replacement of two shade sails, and well as new carpet in the school foyer, along the main corridor and in the OSHC room. Twenty new desktop computers were purchased for the ICT Room.

Department of Education funding was used for regular inspections and building/grounds requirements and maintenance throughout the year.

Numerous fundraising activities took place during the year.

The school is in a sound financial position, with careful financial management by the school leadership. All expenditure is approved prior to purchases being made, and budgeted revenue is monitored throughout the year.

For more detailed information regarding our school please visit our website at
<https://www.dgps.vic.edu.au/>

Performance Summary

The Performance Summary for government schools provides an overview of how this school is contributing to the objectives of the Education State and how it compares to other Victorian government schools.

All schools work in partnership with their school community to improve outcomes for children and young people. Sharing this information with parents and the wider school community helps to support community engagement in student learning, a key priority of the Framework for Improving Student Outcomes 2.0 (FISO 2.0).

Refer to the 'How to read the Annual Report' section for help on how to interpret this report.

SCHOOL PROFILE

Enrolment Profile

A total of 773 students were enrolled at this school in 2023, 362 female and 411 male.

73 percent of students had English as an additional language and NDP percent were Aboriginal or Torres Strait Islander.

Overall Socio-Economic Profile

The overall school's socio-economic profile is based on the school's Student Family Occupation and Education index (SFOE).

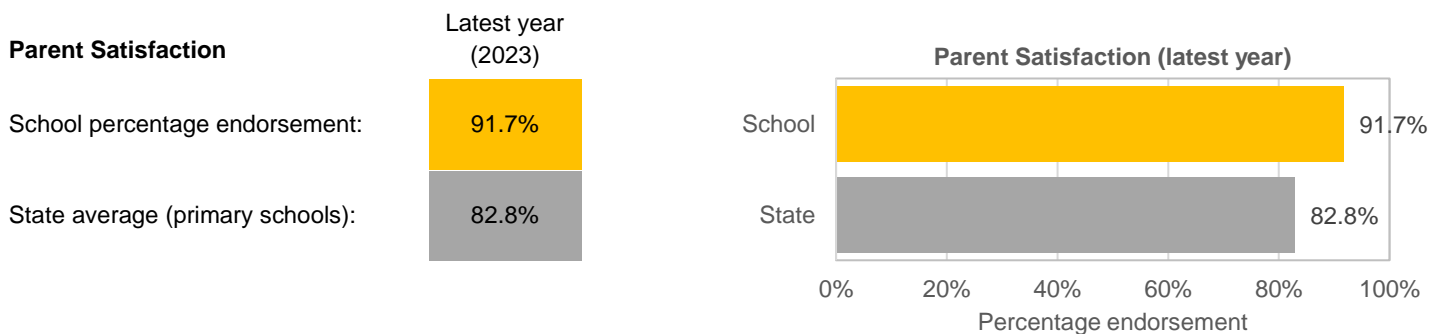
SFOE is a measure of socio-educational disadvantage of a school, based on educational and employment characteristics of the parents/carers of students enrolled at the school. Possible SFOE band values are: Low, Low-Medium, Medium and High. A 'Low' band represents a low level of socio-educational disadvantage, a 'High' band represents a high level of socio-educational disadvantage.

This school's SFOE band value is: Low

Parent Satisfaction Summary

The percentage endorsement by parents on their General School Satisfaction, as reported in the annual Parent/Caregiver/Guardian Opinion Survey.

Percent endorsement indicates the percent of positive responses (agree or strongly agree) from parents who responded to the survey.

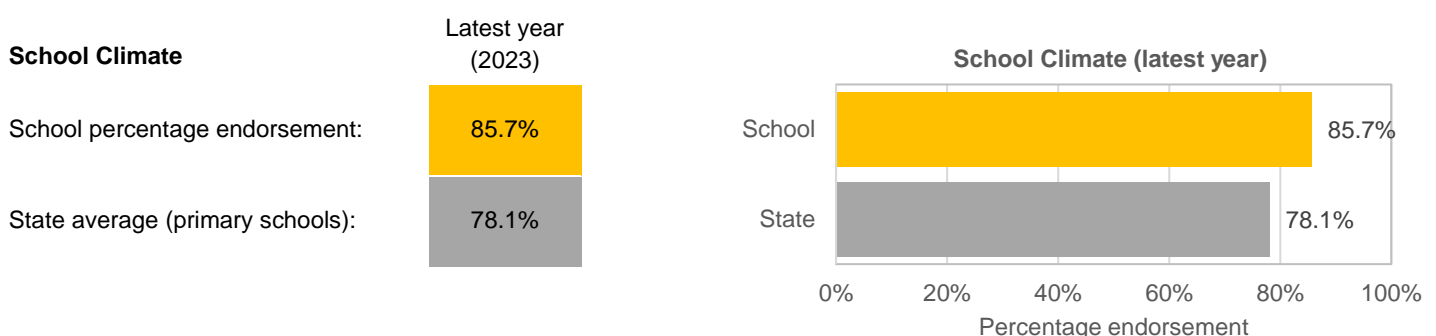


School Staff Survey

The percent endorsement by staff on School Climate, as reported in the annual School Staff Survey.

Percent endorsement indicates the percent of positive responses (agree or strongly agree) from staff who responded to the survey.

Data is suppressed for schools with three or less respondents to the survey for confidentiality reasons.



LEARNING

Key: ‘Similar Schools’ are a group of Victorian government schools that are like this school, taking into account the school’s socioeconomic background of students, the number of non-English speaking students and the size and location of the school.

Teacher Judgement of student achievement against the Victorian Curriculum

Percentage of students working at or above age expected standards in English and Mathematics.

English Years Prep to 6

Latest year
(2023)

School percentage of students at or above age expected standards:

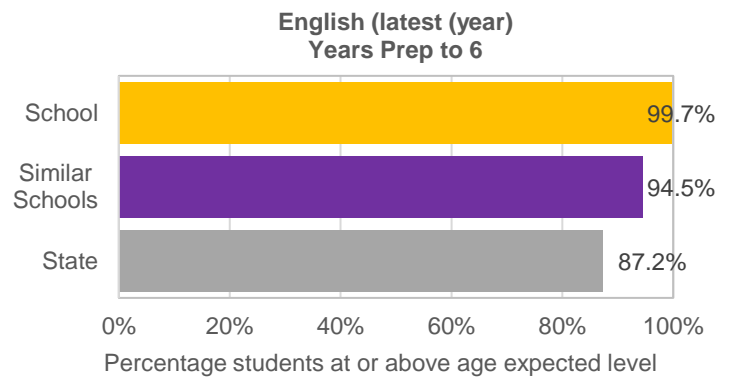
99.7%

Similar Schools average:

94.5%

State average:

87.2%



Mathematics Years Prep to 6

Latest year
(2023)

School percentage of students at or above age expected standards:

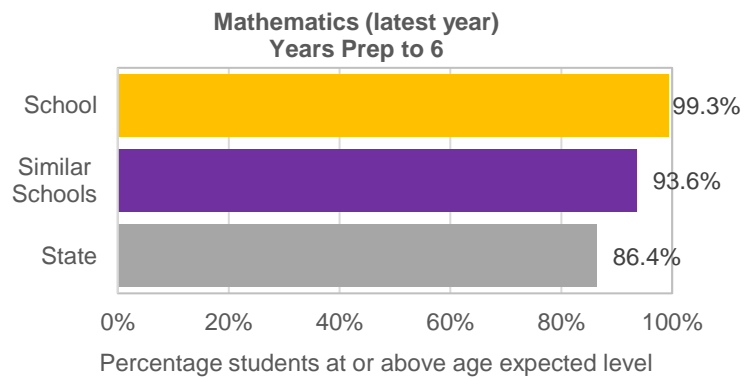
99.3%

Similar Schools average:

93.6%

State average:

86.4%



LEARNING (continued)

Key: 'Similar Schools' are a group of Victorian government schools that are like this school, taking into account the school's socioeconomic background of students, the number of non-English speaking students and the size and location of the school.

NAPLAN

Percentage of students in the Strong or Exceeding proficiency levels in NAPLAN.

Note: The NAPLAN test was revised in 2023 and the results are no longer comparable to previous years. Hence, the 4-year average has been removed until 4-years of data is available.

Reading Year 3

Latest year (2023)

School percentage of students in Strong or Exceeding:

86.9%

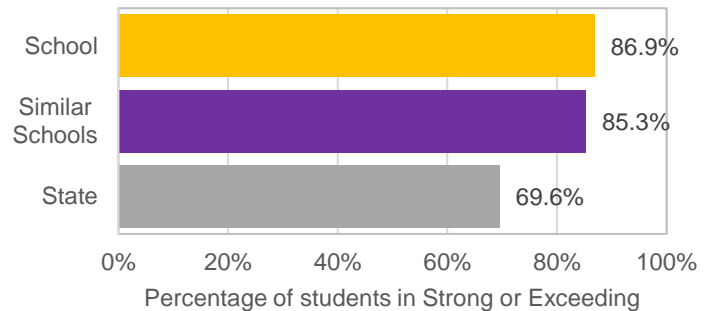
Similar Schools average:

85.3%

State average:

69.6%

NAPLAN Reading (latest year) Year 3



Reading Year 5

Latest year (2023)

School percentage of students in Strong or Exceeding:

95.6%

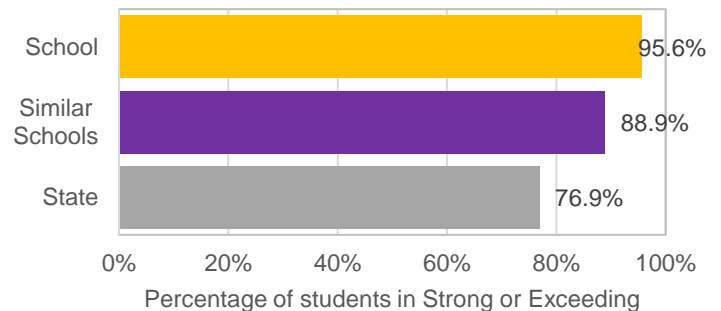
Similar Schools average:

88.9%

State average:

76.9%

NAPLAN Reading (latest year) Year 5



Numeracy Year 3

Latest year (2023)

School percentage of students in Strong or Exceeding:

89.1%

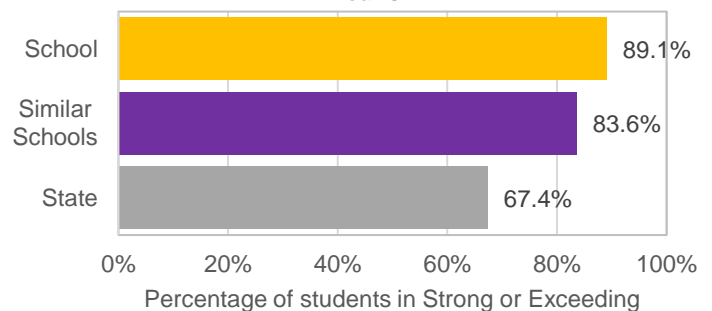
Similar Schools average:

83.6%

State average:

67.4%

NAPLAN Numeracy (latest year) Year 3



Numeracy Year 5

Latest year (2023)

School percentage of students in Strong or Exceeding:

96.3%

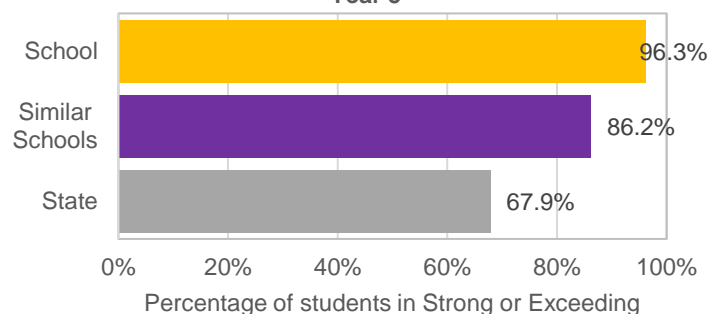
Similar Schools average:

86.2%

State average:

67.9%

NAPLAN Numeracy (latest year) Year 5



LEARNING (continued)

Key: ‘Similar Schools’ are a group of Victorian government schools that are like this school, taking into account the school’s socioeconomic background of students, the number of non-English speaking students and the size and location of the school.

NAPLAN 2022

Percentage of students in the top three bands of testing in NAPLAN.

Note: The NAPLAN test was revised in 2023 and the 2022 results are not comparable to the new methodology.

**Reading
Year 3**

Latest year
(2022)

School percentage of students in the top three bands:

93.2%

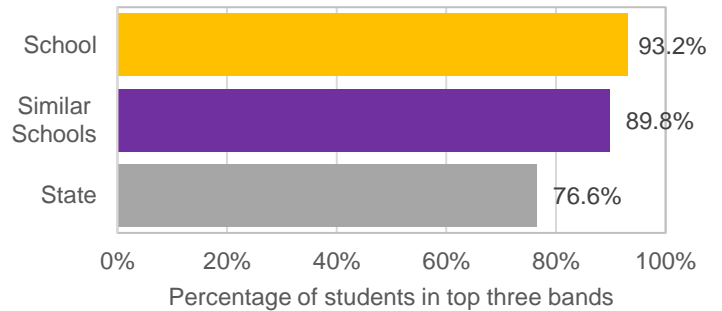
Similar Schools average:

89.8%

State average:

76.6%

**NAPLAN Reading (2022)
Year 3**



**Reading
Year 5**

Latest year
(2022)

School percentage of students in the top three bands:

95.2%

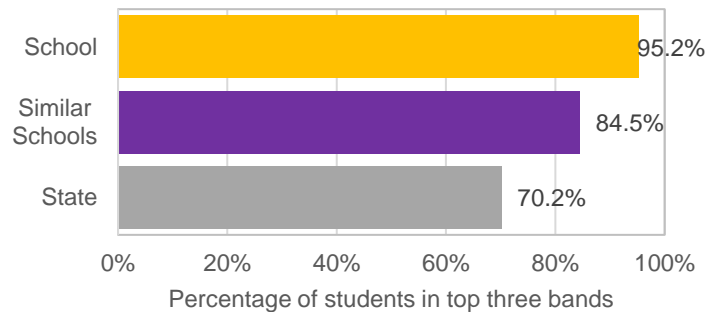
Similar Schools average:

84.5%

State average:

70.2%

**NAPLAN Reading (2022)
Year 5**



**Numeracy
Year 3**

Latest year
(2022)

School percentage of students in the top three bands:

90.2%

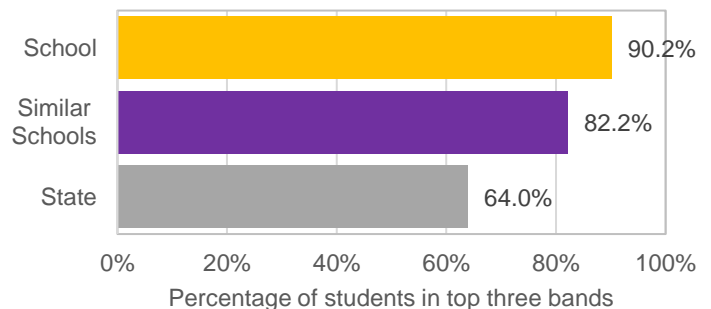
Similar Schools average:

82.2%

State average:

64.0%

**NAPLAN Numeracy (2022)
Year 3**



**Numeracy
Year 5**

Latest year
(2022)

School percentage of students in the top three bands:

86.7%

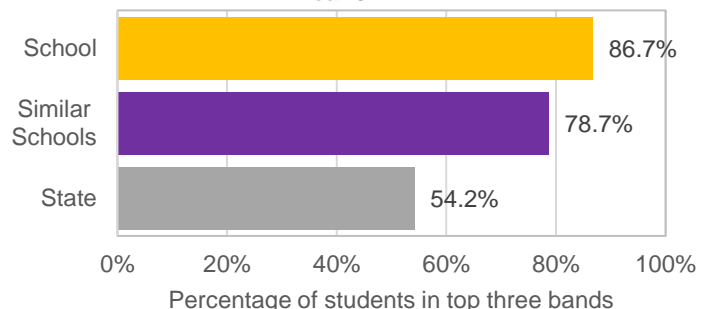
Similar Schools average:

78.7%

State average:

54.2%

**NAPLAN Numeracy (2022)
Year 5**



WELLBEING

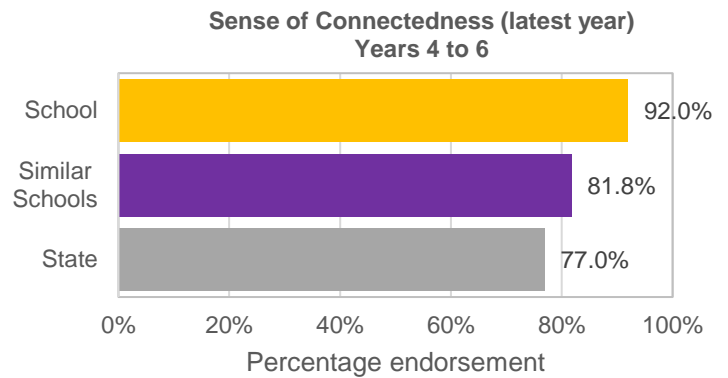
Key: *'Similar Schools' are a group of Victorian government schools that are like this school, taking into account the school's socioeconomic background of students, the number of non-English speaking students and the size and location of the school.*

Student Attitudes to School – Sense of Connectedness

The percentage endorsement on Sense of Connectedness factor, as reported in the Attitudes to School Survey completed annually by Victorian government school students, indicates the percent of positive responses (agree or strongly agree).

Sense of Connectedness Years 4 to 6

	Latest year (2023)	4-year average
School percentage endorsement:	92.0%	87.1%
Similar Schools average:	81.8%	82.3%
State average:	77.0%	78.5%

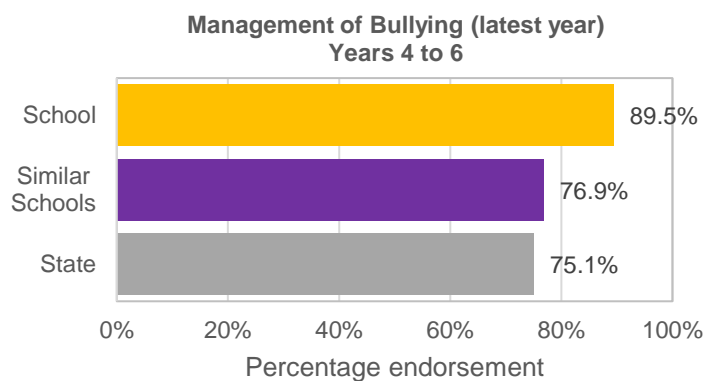


Student Attitudes to School – Management of Bullying

The percentage endorsement on Management of Bullying factor, as reported in the Attitudes to School Survey completed annually by Victorian government school students, indicates the percent of positive responses (agree or strongly agree).

Management of Bullying Years 4 to 6

	Latest year (2023)	4-year average
School percentage endorsement:	89.5%	84.5%
Similar Schools average:	76.9%	77.5%
State average:	75.1%	76.9%



ENGAGEMENT

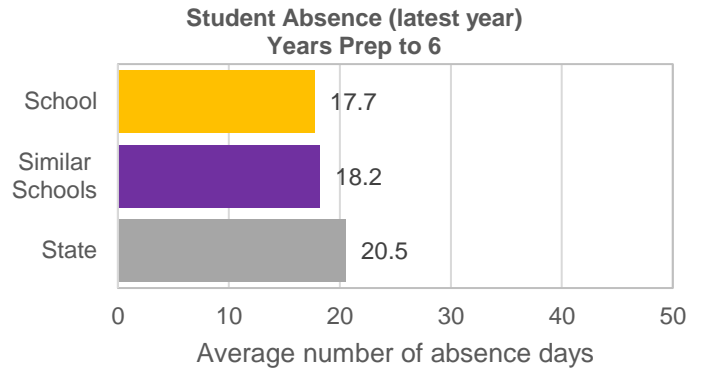
Key: ‘Similar Schools’ are a group of Victorian government schools that are like this school, taking into account the school’s socioeconomic background of students, the number of non-English speaking students and the size and location of the school.

Average Number of Student Absence Days

Absence from school can impact on students’ learning. Common reasons for non-attendance include illness and extended family holidays.

Student Absence Years Prep to 6

	Latest year (2023)	4-year average
School average number of absence days:	17.7	14.1
Similar Schools average:	18.2	15.4
State average:	20.5	18.1



Attendance Rate (latest year)

Attendance rate refers to the average proportion of formal school days students in each year level attended.

	Prep	Year 1	Year 2	Year 3	Year 4	Year 5	Year 6
Attendance Rate by year level (2023):	90%	91%	93%	90%	92%	92%	90%

Financial Performance and Position

FINANCIAL PERFORMANCE - OPERATING STATEMENT SUMMARY FOR THE YEAR ENDING 31 DECEMBER, 2023

Revenue	Actual
Student Resource Package	\$6,708,973
Government Provided DET Grants	\$904,740
Government Grants Commonwealth	\$10,199
Government Grants State	\$0
Revenue Other	\$68,410
Locally Raised Funds	\$499,484
Capital Grants	\$5,486
Total Operating Revenue	\$8,197,291

Equity ¹	Actual
Equity (Social Disadvantage)	\$15,104
Equity (Catch Up)	\$0
Transition Funding	\$0
Equity (Social Disadvantage – Extraordinary Growth)	\$0
Equity Total	\$15,104

Expenditure	Actual
Student Resource Package ²	\$6,365,772
Adjustments	\$0
Books & Publications	\$12,235
Camps/Excursions/Activities	\$147,377
Communication Costs	\$5,917
Consumables	\$211,880
Miscellaneous Expense ³	\$19,674
Professional Development	\$14,799
Equipment/Maintenance/Hire	\$92,874
Property Services	\$97,397
Salaries & Allowances ⁴	\$349,189
Support Services	\$131,279
Trading & Fundraising	\$21,413
Motor Vehicle Expenses	\$0
Travel & Subsistence	\$10,617
Utilities	\$46,333
Total Operating Expenditure	\$7,526,753
Net Operating Surplus/-Deficit	\$665,051
Asset Acquisitions	\$275,882

- (1) The equity funding reported above is a subset of the overall revenue reported by the school.
- (2) Student Resource Package Expenditure figures are as of 17 Feb 2024 and are subject to change during the reconciliation process.
- (3) Miscellaneous Expenses include bank charges, administration expenses, insurance and taxation charges.
- (4) Salaries and Allowances refers to school-level payroll.

FINANCIAL POSITION AS AT 31 DECEMBER 2023

Funds available	Actual
High Yield Investment Account	\$1,361,347
Official Account	\$138,193
Other Accounts	\$0
Total Funds Available	\$1,499,540

Financial Commitments	Actual
Operating Reserve	\$180,050
Other Recurrent Expenditure	\$61,415
Provision Accounts	\$1,500
Funds Received in Advance	\$301,158
School Based Programs	\$251,855
Beneficiary/Memorial Accounts	\$0
Cooperative Bank Account	\$0
Funds for Committees/Shared Arrangements	\$0
Repayable to the Department	\$0
Asset/Equipment Replacement < 12 months	\$87,930
Capital - Buildings/Grounds < 12 months	\$337,034
Maintenance - Buildings/Grounds < 12 months	\$209,812
Asset/Equipment Replacement > 12 months	\$0
Capital - Buildings/Grounds > 12 months	\$0
Maintenance - Buildings/Grounds > 12 months	\$0
Total Financial Commitments	\$1,430,754

All funds received from the Department of Education, or raised by the school, have been expended, or committed to subsequent years, to support the achievement of educational outcomes and other operational needs of the school, consistent with department policies, School Council approvals and the intent/purposes for which funding was provided or raised.